



At Master & Dynamic, our passion is building beautifully designed, richly appointed, technically sophisticated sound tools for creative minds. We design and build products utilizing the finest components and durable, luxury materials to ensure decades of use.

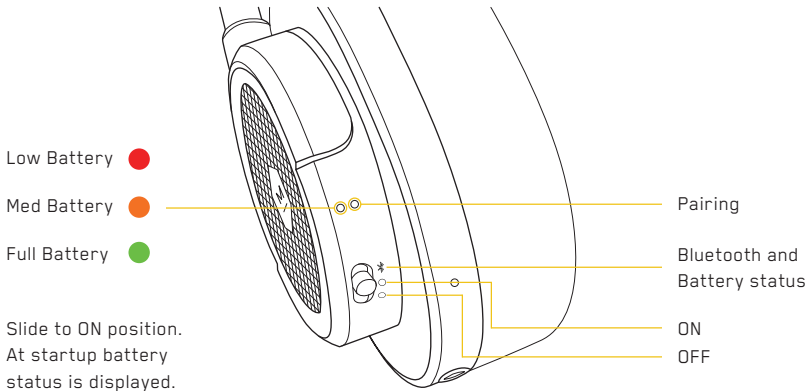
Each pair of Master & Dynamic headphones is engineered to meet our strict criteria for materials, finishes, fabrication and sound. Every headphone contains a unique serial number, which reflects the distinct character of its detailed design and fine craftsmanship.

We hope you enjoy using our products as much as we enjoyed developing them.

Questions - [support@masterdynamic.com](mailto:support@masterdynamic.com)

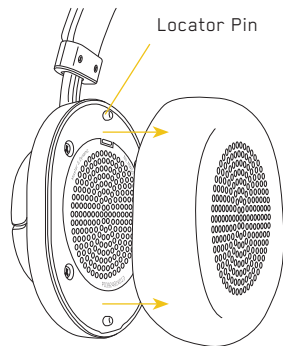
Follow Us - [@masterdynamic](#)  
[www.masterdynamic.com](http://www.masterdynamic.com)

## MW50+ Quick Start



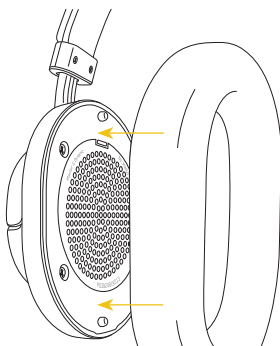
To ensure optimal performance of the MW50+ Wireless Bluetooth headphones, we encourage you to regularly update the software for your source device (phone, tablet, computer) as made available by the device manufacturer.

## Changing Ear Pads



On-Ear

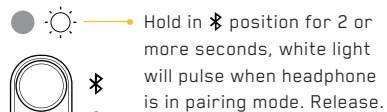
To remove, grip leather ear pad and gently pull away from ear cup. Magnets will release.



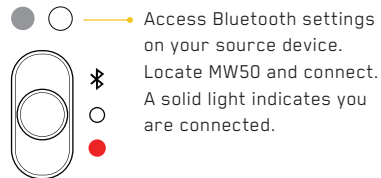
Over-Ear

To attach, line up holes on back of ear pads with locator pins on ear cups. The magnets will help pull and lock the ear pads into place.

## Pairing



Pairing



Connected

If no connection is made after 1 minute, the headphone will enter deep-sleep mode. Cycle power switch to awaken.